




Norwegian Championship - Grenland Motorbane - 14-15 Mai 2016

NMK Grenland

Total result after Heat 3 - Supernasjonal klasse 3

Pl	Nr	Deltager Klubb	Merke Førerlisens	1. OMGANG		2. OMGANG		3. OMGANG		4. OMGANG		Total
1	302	Robin Slåttekjær	Ford	2:20.681	1	2:22.807	2	2:21.736	2			5
2	303	Fredrik Ågedal	BMW	2:21.528	2	2:23.725	4	2:21.003	1			7
3	301	Atle Aamodt	Ford	2:24.271	7	2:21.538	1	2:23.359	6			14
4	359	Arild Sandnes	Porsche	2:23.887	6	2:26.079	5	2:24.569	9			20
5	360	Tom Larsen	Volvo	2:23.611	4	2:26.158	6	2:27.433	14			24
6	344	Stene Johansen	Volvo	2:25.131	8	2:27.166	9	2:27.805	15			32
7	330	Simen Engsvik	BMW	2:27.671	13	2:26.284	7	2:27.173	13			33
8	346	Robin Nyland	Ford	2:27.535	12	2:27.851	10	2:28.485	16			38
9	307	Frode Leirhol	Volkswagen	2:25.599	10	2:35.576	22	2:23.701	7			39
10	306	Andreas Tvetter Nilsen	BMW	2:27.922	16	2:27.958	12	2:26.052	12			40
11	340	Henning Gran	Hyundai	2:23.841	5	2:26.537	8	2:38.059	29			42
12	342	Jørgen Syversen	Volvo	2:25.778	11	2:29.255	14	2:29.158	17			42
13	329	Tom Atle Sigfridstad	BMW		38	2:23.558	3	2:22.435	3			44
14	370	Pål Heia	Ford	2:22.396	3		38	2:22.730	4			45
15	325	Thomas Hårberg	BMW	2:25.159	9	3:06.722	31	2:23.101	5			45
16	361	Kai Ove Hanssen	BMW	2:29.189	19	2:31.142	17	2:25.310	10			46
17	321	Markus Grønningsæter	Hyundai	2:28.538	17	2:29.832	15	2:30.195	21			53
18	311	Kenneth Sundet	Volvo	2:27.696	14	2:30.291	16	2:32.775	24			54




Clerk of the Course  Tony Lund Tjelle	Publication-time	Timekeeper  Jarle Nordby	
Page 1 of 2	Resultatene er foreløpige. Eventuelle juryavgjørelser vil medføre revidert liste.		

Norwegian Championship - Grenland Motorbane - 14-15 Mai 2016

NMK Grenland

Total result after Heat 3 - Supernasjonal klasse 3

19	309	Kent Vigdal	BMW	2:29.682	20	2:37.051	25	2:25.983	11		56
20	331	Jan-Olav Engsvik	Volvo	2:40.881	27	2:29.132	13	2:29.557	19		59
21	332	Johnny Uhlen	Ford	2:27.857	15	2:32.014	19	2:34.482	27		61
22	337	Kenneth Hansen	Volvo	2:29.759	21		39	2:24.535	8		68
23	315	Martin Furuseth	Peugeot	2:36.403	24	2:35.988	23	2:31.460	22		69
24	323	Tom Engh	Volvo	2:49.810	30	2:31.476	18	2:32.387	23		71
25	343	Levi Rybråten	Volvo	2:34.025	23	2:36.610	24	2:34.264	26		73
26	341	Kristian Farnen	Volvo	2:32.381	22	2:42.545	28	2:33.724	25		75
27	326	Gøran Ebbesen Krokaldal	Peugeot	2:28.668	18		38	2:29.771	20		76
28	314	Inge Gulbrandsen	Volvo	2:38.134	25	2:37.449	26	2:35.325	28		79
29	399	Heine Rudi	Saab	2:48.038	29	2:33.267	20	3:03.677	33		82
30	312	André Hulbakk	Volvo	2:40.427	26	2:39.018	27	2:51.798	32		85
31	316	Nicholas Andersen	Ford		38	2:27.880	11	DNF	38		87
32	318	Anne Berit Ulland	Ford	2:43.973	28	2:44.685	29	2:44.220	31		88
33	362	Christoffer Sundet	Volvo	2:50.954	31	2:35.069	21	DNF	38		90
34	358	Vidar Bakken	Ford	2:55.962	32	2:47.103	30	2:40.592	30		92
35	305	Agnar Bakken	Volvo		38		38	2:29.337	18		94
36	308	Per Håvard Haugom	Volvo		38		39	DNS	39		--
37	339	Gustav Holter-Hovind	Volvo		39		39	DNS	39		--

Clerk of the Course  Tony Lund Tjelle	Publication-time	Timekeeper  Jarle Nordby	
Page 2 of 2	Resultatene er foreløpige. Eventuelle juryavgjørelser vil medføre revidert liste.		